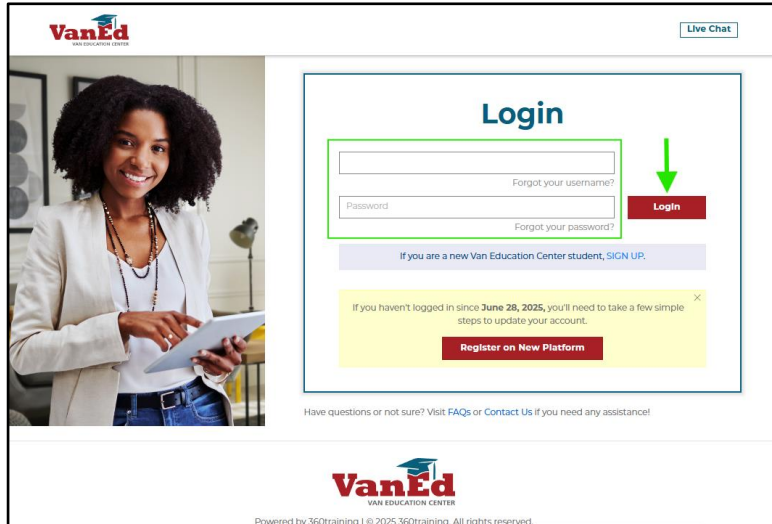
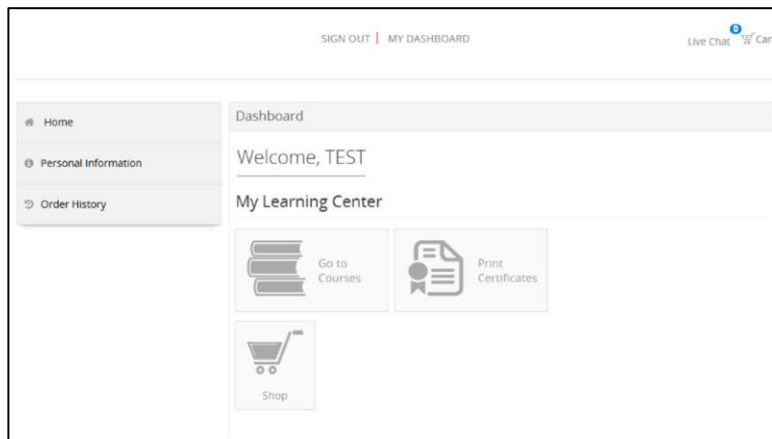


## USPAP Course Enrollment Guide

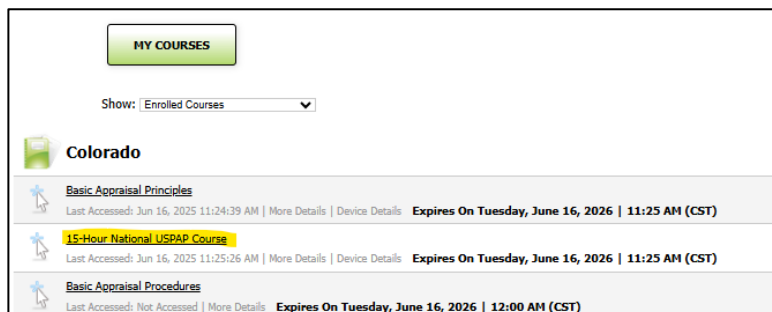
- a. Enter your Username and Password, then click **Login**.



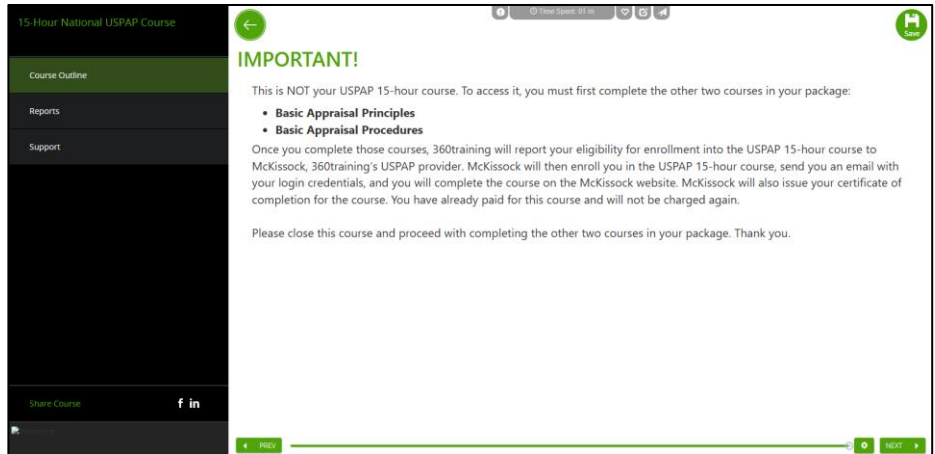
- b. Once you have logged in with your credentials, you will see your dashboard. Select **Go to Courses**.



- c. You will find your USPAP enrollment listed under **MY COURSES** when you select your *Enrolled Courses*. Click on the USPAP title to view the instructions.



- d. Review the instructions. Click the **Save** icon to exit.



**NOTE:** This message means you are **not yet eligible to start the USPAP course**. You must first complete two required foundational courses in your program.

- e. Complete the prerequisite courses.

Before you can begin the USPAP course, you must successfully complete:

- **Basic Appraisal Principles**
- **Basic Appraisal Procedures**

- f. Notify VanEd after completion.

Once you finish both prerequisite courses:

- Contact VanEd directly (via email or phone).
- Let us know that you have completed the prerequisites and are ready to be enrolled in the USPAP course.

- g. VanEd will coordinate your enrollment.

VanEd will submit your eligibility details to McKissock, the USPAP course provider.

McKissock will then:

- Enroll you in the appropriate National USPAP Course (7 or 15-hour)
- Send you an email with login credentials and access instructions

- h. Complete the USPAP Course on McKissock's Platform.

You'll complete the USPAP course on McKissock's website. No additional payment is required—your course is already paid for. Upon successful completion, McKissock will issue your certificate of completion.