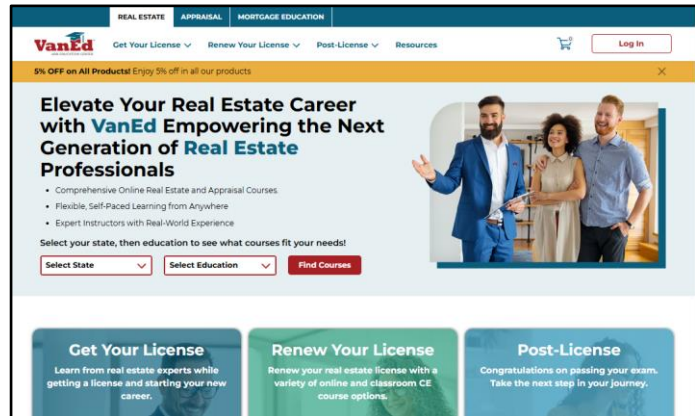
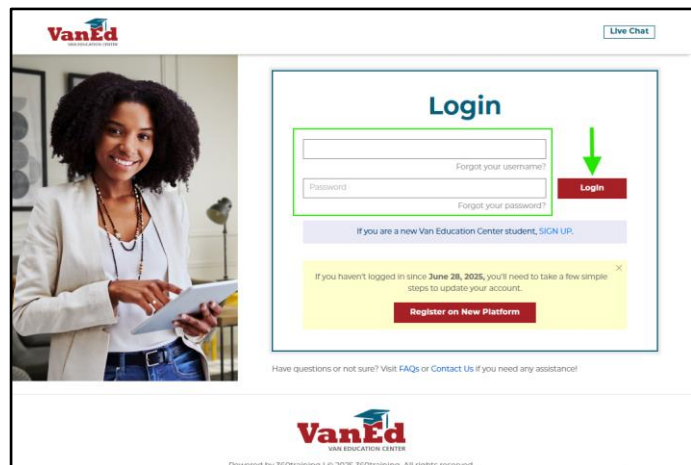


How to Login and Access Your Course

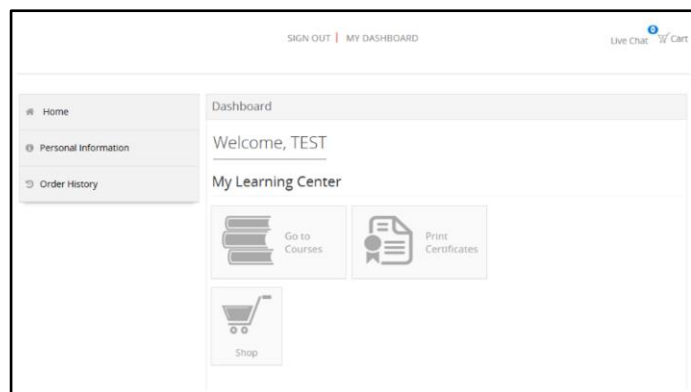
- Go to vaned.com and click **Login** at the top of the page.
 - If you are using a mobile device, click the menu icon ☰ on the top right to see the **LOGIN** button.



- Enter your Username and Password, then click **Login**.

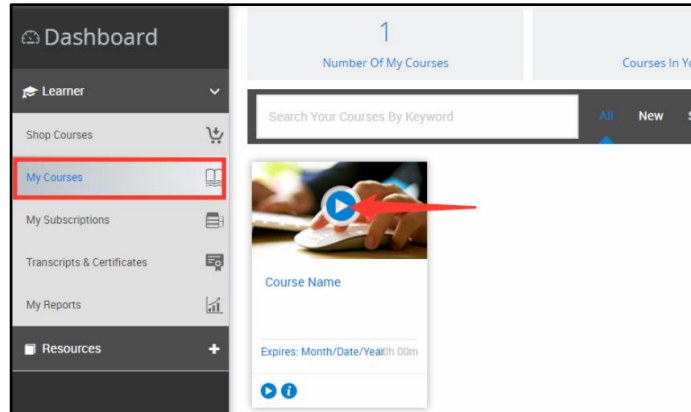


- Once you have logged in with your credentials, you will see your Dashboard. Click **GO TO COURSES** or **MY COURSES** (depending on the learning system) on your Dashboard to view your course(s).



OR

For Immediate Assistance:



- d. Find your course on the screen and click the course title or play icon to open the course player.
- e. Complete your course at your own pace. Be sure to **SAVE** your progress if you need to exit the course before you complete it.