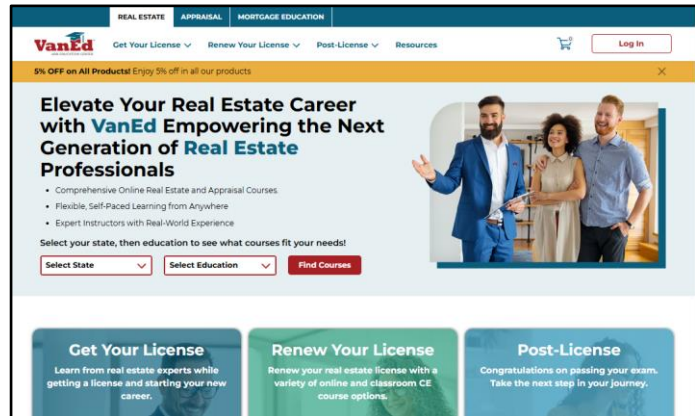
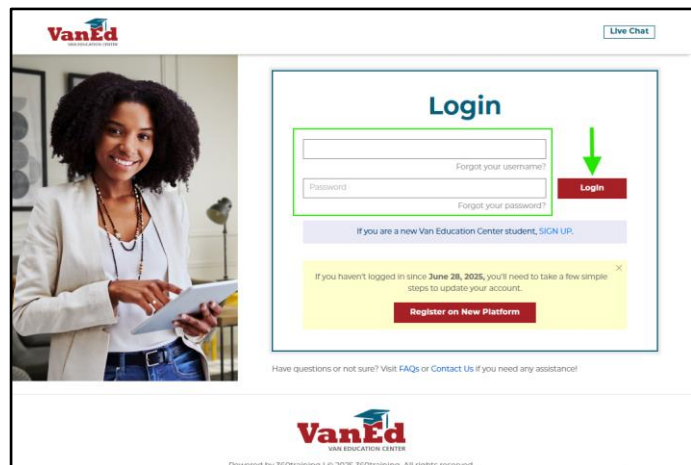


How to Find Your Courses, Certificates and Receipts

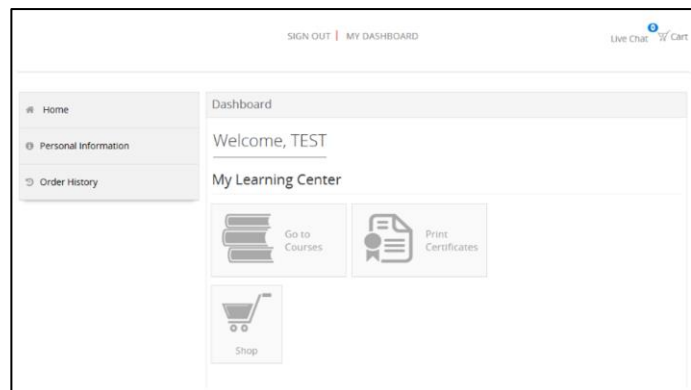
- a. Go to vaned.com and click **Login** at the top of the page.
- If you are using a mobile device, click the menu icon ☰ on the top right to see the **LOGIN** button.



- b. Enter your Username and Password, then click **Login**.



- c. Once you have logged in with your credentials, you will see your Dashboard. Depending on the LMS:
- Click **Go to Courses** (or **My Courses**) to view your course(s).
 - Click **Print Certificates** (or **Transcripts & Certificates**) to find your completed courses.
 - Click **Order Summary** to view your past order receipts.
 - Click **Shop** (or **Shop Courses**) to search for additional courses that meet your training needs.



OR

For Immediate Assistance:

